

CAMBUSKENNETH BELL TOWER, STIRLING



A SURVEY OF MASONS' MARK'S 2015

A survey of stonemasons marks was undertaken at the Cambuskenneth Abbey bell tower over 3 days in October 2015 by the Mason's Mark Project with the help of volunteers.

The total number of marks recorded was 497 belonging to 86 different masons.

© Mason's Mark Project 2016

Cambuskenneth Abbey Bell Tower

Background

The remains of Cambuskenneth Abbey lie on a meander of the River Forth east of Stirling at NGR NS8085 9398. It was founded in the 12th century by David I for canons of the Arrouaisian Order, but later became an Augustinian monastery. The abbey was extended and the majority of building work was probably undertaken in the 13th century, when the free-standing bell tower, which lies on the northern edge of the abbey, was built. The abbey survived till the mid 16th century, when it became ruined and was subsequently used as a quarry for later building material. Only the tower survived relatively intact, probably because it had a use as a look-out tower.

Today only foundations of the abbey now survive but the bell tower, said to be the only example of such a structure, survives, although extensive renovations were carried out in the 19th century.

The Property is now managed by Historic Scotland.

The Survey

After receiving permission from Historic Scotland a survey was undertaken over 3 days in October 2015 to record the surviving stonemasons' marks. This was undertaken by the Mason's Mark Project, along with the assistance of two local volunteers, Jim Roche and Iain Kirkman.

Method of Recording























































All internal walls and ribbed vaulting on the ground floor, the two upper floors and spiral stair within the tower were carefully checked for marks. None were noted on the exterior, but this was most likely due to loss through weather erosion on the stone. All visible marks were recorded by photography with an L-scale for size where suitable, and sketches and notes taken of their locations. Each mark was given an individual number to identify its location on plans and schematic drawings which were undertaken later. The marks were subsequently checked and identified to individual numbered masons.

The Results

A total of 497 marks were recorded over the three floors and stairway, which were identified as belonging to 86 different masons. However, due to some close similarities it is possible that one or two marks may belong to the same mason, but because of the slight difference they were given their own number. Also some stone spalling was evident in some areas and therefore not all marks were clearly visible enough to give a definitive allocation.

All photographs were catalogued with the site identifier code CAMB (Carnegie Museum of Art) and the individual mason's allocated number, along with the mark number, so that its location could be identified on the schematic drawings and plans (eg CAMB mason mark 0049-0306).

A number of marks were recorded but due to either damage or stone erosion it was not possible to identify the whole mark and allocate it to a specific mason. This was the case for recorded mark numbers as follows: 0104, 0160, 0211, 0266, 0377, 0378, 0386, & 0452.

												
Mason 1	Mason 2	Mason 3	Mason 4	Mason 5	Mason 6	Mason 7	Mason 8	Mason 9	Mason 10	Mason 11	Mason 12	Mason 13
												
Mason 14	Mason 15	Mason 16	Mason 17	Mason 18	Mason 19	Mason 20	Mason 21	Mason 22	Mason 23	Mason 24	Mason 25	Mason 26
												
Mason 27	Mason 28	Mason 29	Mason 30	Mason 31	Mason 32	Mason 33	Mason 34	Mason 35	Mason 36	Mason 37	Mason 38	Mason 39
												
Mason 40	Mason 41	Mason 42	Mason 43	Mason 44	Mason 45	Mason 46	Mason 47	Mason 48	Mason 49	Mason 50	Mason 51	Mason 52
												
Mason 53	Mason 54	Mason 55	Mason 56	Mason 57	Mason 58	Mason 59	Mason 60	Mason 61	Mason 62	Mason 63	Mason 64	Mason 65
												
Mason 66	Mason 67	Mason 68	Mason 69	Mason 70	Mason 71	Mason 72	Mason 73	Mason 74	Mason 75	Mason 76	Mason 77	Mason 78
												
Mason 79	Mason 80	Mason 81	Mason 82	Mason 83	Mason 84	Mason 85	Mason 86					

Cambuskenneth

Individual masons recorded

Masons with their marks

NB The masons below, with their numbered marks, are not set out numerically but are grouped together reflecting a similarity in the marks.

A number of masons based their mark on the letter W, with an additional line or two in the majority. This relates to Mason 1, 5, 33, 39, 43, 49, 60 and 63. This could indicate the same family of masons working together, or some former apprentices adopting his master's mark but adding an addition to it once he had serviced his apprenticeship.

Mason 1. This mason was one of the most prolific, with 43 examples of his mark recorded, but only on the ground floor. His mark was generally a fairly well-balanced clear cut, although not cut across the dressing in any specific way.




Mason 1- Mark 0001



Mason 1 – Mark 0029

However, there are a number of examples of his mark which were not so evenly cut and some of a larger size.



Mason 1- Mark 0155



Mason 1 – Mark 0165



Mason 1 – Mark 0435

This could possibly indicate that he was allowing one of his longer serving and experienced apprentices to apply his mark for him.

Mason 5

Only one example of this mason's mark was found on the ground floor, but unfortunately partly hidden by the stone bench. The extra cut coming off the central upright appears to be a deliberate cut and not a chance cut. It is therefore possible that this may have been a family member of Mason 1, who had perhaps become a Journeyman.




Mason 5 - Mark 0006

Mason 33. Only one example of this mason's mark was found on the ground floor. Again the similarity to Mason 1, but with an extra cut across the upright and again only found on the ground floor.



Mason 33 – Mark 0191

Mason 39. Only two examples of this mark were found. Both marks were on the carved stone of the ribbed vaulting of the ground floor.



Mason 39 – Mark 0282



Mason 39 – Mark 0281

It is probable that this mason generally worked on carving rib vaults rather than dressed ashlar blocks.

Mason 43. This mason only appeared to work on the 1st floor of the tower. Only three marks were recorded and unfortunately none were particularly good clear marks.



Mason 43 – Mark 0312



Mason 43 – Mark 310

Both marks were recorded on the West wall of the 1st floor only, on 5th & 8th course.

Mason 49. A total of 15 records of this mark were found on the 1st floor and also on the spiral stair.



Mason 49- Mark 0392



Mason 49 – Mark 0322



Mason 49 – Mark 0441



Mason 49 – Mark 0361

Again there could be the possibility of his mark being made by an apprentice, as some examples show very uneven cutting of the mark and in the case of Mark 0389, elongation.



Mason 49 – Mark 0395



Mason 49 – Mark 0389

There is also an example of this mark on a block along with another mark. This could indicate two possibilities. One is that this is simply a re-used block, or the second, that one mason was approving the work of another, who may have been a journeyman or a former apprentice (see below).




Mason 49 – Mark 0321, along with Mason 52. Two marks on the same block.

Mason 60. This mason only worked on the 1st floor and the spiral stair, with 10 examples of his mark recorded.



Mason 60 – Mark 0491



Mason 60 – Mark 0380



Mason 60 – Mark 0483



Mason 60 – Mark 0486

Mason 63. Four examples of this mason's mark were found only on the 1st floor and the spiral stair. Very similar to Mason 49 but the vertical extends from the central point, rather than running into it. Also similar to Mason 60 but with an added cut across.



Mason 63 – Mark 0451



Mason 63 – Mark 0370

All examples have a longer extension than on Masons 49 or 60's central cut.

Four marks are based on the letter 'W'. These are mason 61, 84 and 85.

Mason 61 only worked on the 1st floor, where 3 of his marks were recorded. It is in the form of an elongated, narrow M. Unfortunately two of the examples are in a poor state due to spalling of the stone.



Mason 61 - Mark 0354



Mason 61 – Mark 0410

Mason 82, 84 & 85 only worked on the spiral stair, where 3 examples of 84 were found and only one example each of 82 and 85.

All marks belonging to Mason 84 were in a poor state of preservation so none are really clear.



Mason 84- mark 478



Mason 85 – Mark 485

Due to their locations on the stairway, and the spalling of the stones, all marks belonging to Mason 84 are in danger of being destroyed completely.



The only example of Mason 82 – Mark 468 was found on the wall of the spiral stair.

Eleven masons based their mark on a cross, either a simple cross or with a slight addition. These are **masons 2, 7, 14, 21, 30, 46, 59, 75, 79 and 83.**

Three of these masons only worked on the ground floor (2, 7, & 21), while two others worked on the ground floor and spiral stair (14 & 30). Two of the masons only worked on the spiral stair (79 & 83) and another two (46 & 49) worked on the stair as well as the 1st floor. Only one was found on the 2nd floor (75) and this was not a convincing mason's mark but may be later graffiti of some type.

Mason 2 Only two examples of this mark were found, both on the ground floor. One mark record 0002 was not a clear example as it was partly hidden by a stone bench.




Mason 2 – Mark 0013

Mason 7. Thirty-one examples of this mason were found, again only on the ground floor. His mark is based on a simple St Andrews cross.



Mason 7- mark 0016



Mason 7 – Mark 0022

Some of his marks are showing evidence of spalling or erosion in some cases.


Only 3 examples of Mason 14's mark were found, one on the ground floor and the other two on the stairs, where they are in a poor condition due to erosion and stone spalling.



Mason 14- Mark 48 on the ground floor.



Mason 14- Mark 479 on the spiral stair



Mason 14- Mark 488 on the spiral stair

The only example of **Mason 21** was found on a ground floor wall and 3 examples of **Mason 30**, two on a ground floor wall and the other on the stairs.



Mason 21 – Mark 103 on ground floor wall



Mason 30 – Mark 444 on the stairs

However the marks of **Mason 30** found on the ground floor would appear to be of a later date, as it is on the same block with a mark belonging to **Mason 7**, and also a later mark 29. Both this mark and **Mason 29** looks as if they were cut at the same time, whereas the mark on the stair looks like an earlier mark. It is also found on a block with **Mason 31**, again both look later marks (see below).



Mason mark 30 on the same block as Mason 7 and later mark Mason 29- mark record 0169

Again Mark 30 on the same block as a later mark 31-Mark record 0169. Both look as if they may have been cut at the same time.



Mason 46 worked on the 1st floor and spiral stair way only, with 15 examples of his mark recorded.



Mason 46 – Mark record 0385



Mason 46 – Mark record 0336



Mason 46- Mark record 0394



Mason 46- Mark record 0453 with spalling of stone

Mason 59 worked only on the 1st floor and there is only one record of his mark evident. Also with only one mark recorded and also found on the stairs is **Mason 79**, whose mark is of a later date.




Mason 59 – Mark record 0353




Mason 79 – Mark record 0440

Also on the stair newel was **Mason 83**, with only 1 mark recorded, which is eroded and not a very clear mark.



Mason 83- Mark record 0497

One of the few marks recorded on the 2nd Floor was Mark record 0421 which was given a number, **Mason 75**, but this is probably not a mason's mark but later graffiti.




'Mason 83' – Mark record 0421

A triangle motif was the basis of the Marks of 10 masons. These were **Masons 3, 13, 25, 36, 48, 54, 57, 64, 74 and 78.**

Mason 3 worked on the ground floor as well as in the area at the bottom of the stairs. He is also one of the few masons who worked on the ribbing of the ground floor roof. Five examples of his mark were visible.



Mason 3 - Mark record 0085



Mason 3 - Mark record 0297 on the ribbing of the vault




Mark record 0431



Mark record 0438

Mason 13 worked only on the ground floor, where 13 of his marks were recorded, both on the walls and 2 on the ribbing of the roof vault.



Mason 13- Mark record 0074



Mason 13 – Mark record 0080



Mason 13 – Mark record 0113



Mason 13 – Mark record 0233 on the ribbing

Mason 25 used a double triangle, or 'hourglass', as his mark and worked on the ground floor with one mark on the stairs. Four marks were recorded in total. Again 2 show damage from erosion and spalling of the stone.



Mason 25 – Mark Record 0319



Mason 25 – Mark record 0325



Mason 25 – Mark record 0476

Also using an hourglass shape is **Mason 48** with 2 of his marks recorded on the 1st floor. However one of them, mark record 0321b, is on a block where 2 other marks are also visible Marks 47 & 49. There is also other graffiti evident on this block on the 1st floor.



Mason 48 – Mark record 0321b with part of Mark 47 visible and other graffiti

Mason 54 worked on the 1st floor and in the area at the foot of the stairs. 9 of his marks were recorded, one of which was recorded in the corner of the small hall way to the 1st floor. His mark is like an hourglass but the triangles are more compacted.



Mason 54 – Mark record 0425



Mason 54 - Mark Record 0425b



Mason 54 – Mark record 0434

Four examples of **Mason 78** were found on the stairs. Again he is using a tight hourglass shape but with a line leading from the centre out.



Mason 78 – Mark record 0438



Mason 78 – Mark record 0439

Four marks were also found of **Mason 64** on the 1st floor and stair areas. He uses a small triangle with a bar across the apex of the triangle and two vertical slashes at either end of the bar.



Mason 64-Mark record 0462



Mason 64- Mark record 0454



Mason 64 – Mark record 0374

Only one mark was recorded of **Mason 57** on the 1st floor. His mark is a small triangle within two parallel lines. Also only one mark of '**Mason 74**' was found on the 2nd floor but, as this is pencilled in, it may cover an earlier mark but is more likely to be part graffiti, as the other few marks below, also found on the 2nd floor, and are unlikely to be earlier masons' marks, apart perhaps for Mark 73.



Mason 57 – Mark record 0342



Mason 74 – Mark record 0420b



Mark 75- Mark record 0421



Mark 73- Mark record 0419




Mark 51- Mark record 0420

Mason 36 is an obviously later mason, possibly undertaking some restoration work and left his mark on the ground floor and in the area at the foot of the stairs. Three examples of this mark were found. The date of this work is unknown but possibly 18th or 19th century.



Mason 36 – Mark record 0433



Mason 36- Mark record 0224

This is one of 13 later masons who left their marks on the walls.